

HEAVY DUTY ELECTRONIC BALANCE

FS-Q




HEAVY DUTY ELECTRONIC BALANCE

FS-Q



HEAVY DUTY

Big capacity with very high precision.
Adapting high technology with affordable price.



LCD Back Light

Big LCD display, very easy to read and readable in dark condition.



Response time in 2 seconds

Keep the weighing stable with the standard response.



Support AC-DC

Flexible power supply more than and low energy - consuming 48 hours operation with dry cells.



Selectable weighing units and count mode

Faster counting with zero mistake.



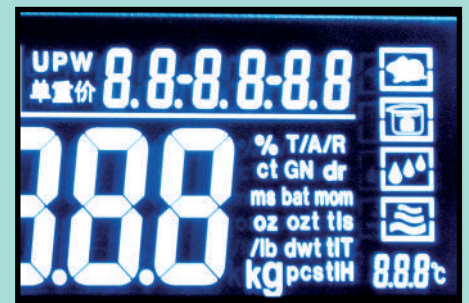
Built in RS232

PC connection available, can connect to external display and also can connect to the external printer directly.




10 unit available: g, ct, lb, oz, ozt, GN, dwt, N, t, T/A/R

A lot of weighing unit, all weighing units available here.



Fit with inner rechargeable battery (Optional)

This rechargeable battery is use for lose time, suitable for un - electricity location.



Fit with extra display (Optional)

Visible at the front and back side.



FS-Q



CHARACTERISTIC

- > LCD back light
- > Response time in 2 seconds
- > Support AC-DC
- > Selectable weighing unit and count mode
- > 10 unit available: g, ct, lb, oz, ozt, GN, dwt, N, t, T/A/R
- > Built in RS232
- * Fit with inner rechargeable DC battery (Optional)
- * Built in Rear display (Optional)



SPECIFICATIONS

TYPE	FS-Q6	FS-Q10	FS-Q20	FS-Q30
(kg) Metage Range	6	10	20	30
(g) Reading Precision	0.05	0.1		0.1
(g) Repeatability	±0.1	±0.2		±0.2
(g) Linearity	±0.1	±0.2		±0.3
(°C) Ambient Temperature	5-35			
(mm) Pan Size	205x295			
(mm) Shape Size (LxWxH)	320x310x120			
Warm-Up Time (m)	10-20			

